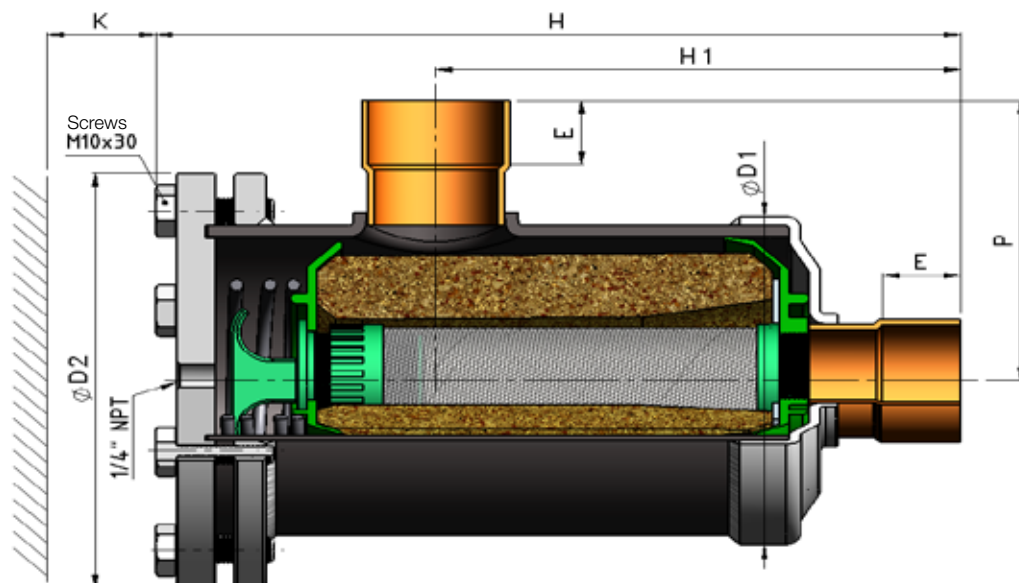


Dimensions and technical specification of replaceable solid core filter driers and cartridges type CSR

Type	N° of cores	Nominal volume [cm³] (in³)	Filtering surface [cm²]	ODS Ø		TS [°C]	PS [bar]	Dimensions [mm]						Category 97/23/CE PED	
				[in.]	[mm]			ØD1	ØD2	H1	P	E	H		K
CSR485	1	800 (48)	435	5/8"	16	-40 ÷ 80	45	122	154	148	88	14	234	180	I
CSR487				7/8"	22					153	93	20	239		
CSR489				1.1/8"	-					158	98	24	244		
CSR4811				1.3/8"	35					163	103	24	249		
CSR4813				1.5/8"	-					175	115	32	261		
CSR48M42				-	42					175	115	35	261		
CSR4817				2.1/8"	54					295	93	20	381		
CSR4821				2.5/8"	-					295	93	20	381		
CSR967	2	1600 (96)	870	7/8"	22	-40 ÷ 80	45	122	154	300	98	24	386	320	I
CSR969				1.1/8"	-					310	103	24	389		
CSR9611				1.3/8"	35					317	115	32	403		
CSR96M42				-	42					442	98	24	528		
CSR9617				2.1/8"	54					447	103	24	533		
CSR14411	3	2400 (144)	1305	1.3/8"	35	-40 ÷ 80	45	122	154	589	103	24	675	320	I
CSR14413				1.5/8"	-					601	115	32	686		
CSR144M42				-	42										
CSR19213	4	3200 (192)	1740	1.5/8"	-	-40 ÷ 80	35	122	154	589	103	24	675	320	I
CSR192M42				-	42										
CSR19217				2.1/8"	54										

APPLICATIONS: The replaceable solid cores filter driers are suitable for use with fluids proper to the Group II, as defined in Article 9, Section 2.2 of Directive 97/23/EC, therefore not toxic, not inflammable and not explosive fluids; to this macro Group II belong also the refrigerant fluids listed and classified L1 in Annex E of standard EN 378-1:2003.

CONSTRUCTION: The filters are completely manufactured in steel, with the exception of the solder connections which are made of EN 12735-1 - Cu-DHP copper tube. All the parts of body are TIG welding with specific material. The screws and stainless steel AISI 430 meshes are matched for a long time functioning. It's more easy to change the cores thanks to a new design style of handle.



CSR48

Specification: 100% molecular sieve solid core from 3Å with high dehydrating ability, particularly suitable for HFC and POE -PAG oil.

Refrigerant Flow Capacity and Water Capacity for 100% molecular sieves solid core type CSR48																									
Type	Refrigerant Flow Capacity pressure drop 0,07 bar [kW] ⁽¹⁾					Water Capacity at + 25 °C [g H2O] ⁽²⁾					Dehydratable Charge at + 25 °C [kg refrigerant]					Water Capacity at + 50 °C [g H2O] ⁽²⁾					Dehydratable Charge at + 50 °C [kg refrigerant]				
	R134a	R22	R404A	R407C	R410A	R134a	R22	R404A	R407C	R410A	R134a	R22	R404A	R407C	R410A	R134a	R22	R404A	R407C	R410A	R134a	R22	R404A	R407C	R410A
CSR485	84	93	60	92	94																				
CSR487	146	161	104	160	163																				
CSR489	197	217	142	216	219																				
CSR4811	236	260	165	258	263																				
CSR4813						87	82	89	87	87	96	91	99	97	97	74	70	76	74	74	82	77	84	83	82
CSR48M42	252	275	178	273	281																				
CSR4817																									
CSR4821	267	290	189	278	297																				
CSR967	147	163	105	162	164																				
CSR969	228	252	163	251	254																				
CSR9611	310	343	222	340	345	174	164	178	175	174	193	182	198	194	193	148	139	151	149	148	164	155	168	165	164
CSR96M42	336	372	240	367	374																				
CSR9617	376	416	269	413	419																				
CSR14411	358	398	256	397	399																				
CSR14413						261	246	267	262	261	289	273	297	291	290	221	209	227	223	222	246	232	252	248	247
CSR144M42	374	414	268	412	417																				
CSR19213																									
CSR192M42	475	515	345	513	529	347	328	356	349	348	386	364	396	388	387	295	279	303	297	296	328	310	336	330	329
CSR19217																									

Note:

(1) Maximum refrigerant flow capacities are referred to a total pressure drop of 0,07 bar, inlet and outlet connections included, (according to ARI STANDARD 710:2004 with condensing temperature at + 30 °C and evaporating temperature at -15 °C).

Note:

(2) The dehydrating ability is based on the humidity contest in the refrigerant, before and after drying, fixed in ARI STANDARD 710:2004 that assumes the following reference conditions:

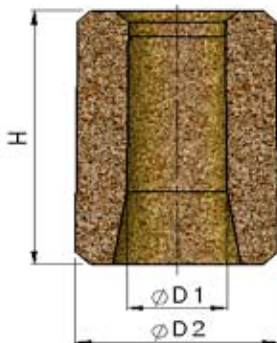
Liquid temperature: 24°C and 52°C.

R22: From 1050 ppm of H₂O to 60 ppm of H₂O.

R134a: From 1050 ppm of H₂O to 50 ppm of H₂O.

R404A, R407C: From 1020 ppm of H₂O to 30 ppm of H₂O.

R410A: From 1050 ppm of H₂O to 50 ppm of H₂O.



General characteristics - Dimensions and weight of core CSR48							
Type	Surface [cm ²]	Nominal Volume		Dimensions [mm]			Weight [g]
		[cu.in]	[cm ³]	ØD1	ØD2	H	
CSR48	435	48	800	47	96	140	570

CSR48A

Specification: 80% molecular sieve solid core from 3Å and 20% of activated alumina for the acid absorption, particularly suitable for HCFC, CFC and minerals oils.

Refrigerant Flow Capacity and Water Capacity for solid core with molecular sieves and activated alumina type CSR48A																										
Type	Refrigerant Flow Capacity pressure drop 0,07 bar [kW] ⁽¹⁾					Water Capacity at + 25 °C [g H ₂ O] ⁽²⁾					Dehydratable Charge at + 25 °C [kg refrigerant]					Water Capacity at + 50 °C [g H ₂ O] ⁽²⁾					Dehydratable Charge at + 50 °C [kg refrigerant]					
	R134a	R22	R404A	R407C	R410A	R134a	R22	R404A	R407C	R410A	R134a	R22	R404A	R407C	R410A	R134a	R22	R404A	R407C	R410A	R134a	R22	R404A	R407C	R410A	
CSR485	84	93	60	92	94																					
CSR487	146	161	104	160	163																					
CSR489	197	217	142	216	219																					
CSR4811	236	260	165	258	263																					
CSR4813						74	69	76	73	73	82	77	84	81	81	69	59	73	57	57	70	61	76	63	63	
CSR48M42	252	275	178	273	281																					
CSR4817																										
CSR4821	267	290	189	278	297																					
CSR967	147	163	105	162	164																					
CSR969	228	252	163	251	254																					
CSR9611	310	343	222	340	345	148	138	152	146	146	164	153	169	162	162	138	118	146	114	114	140	122	152	127	127	
CSR96M42	336	372	240	367	374																					
CSR9617	376	416	269	413	419																					
CSR14411	358	398	256	397	399																					
CSR14413						222	207	228	219	219	247	230	253	243	243	207	177	219	171	171	210	183	228	190	190	
CSR144M42	374	414	268	412	417																					
CSR19213																										
CSR192M42	475	515	345	513	529	296	276	304	292	292	329	307	338	324	324	276	236	292	228	228	280	244	304	253	253	
CSR19217																										

Note:

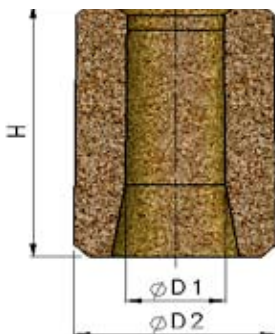
(1) Maximum refrigerant flow capacities are referred to a total pressure drop of 0,07 bar, inlet and outlet connections included, (according to ARI STANDARD 710:2004 with condensing temperature at + 30 °C and evaporating temperature at -15 °C).

Note:

(2) The dehydrating ability is based on the humidity contest in the refrigerant, before and after drying, fixed in ARI STANDARD 710:2004 that assumes the following reference conditions:

Liquid temperature: 24°C and 52°C.

- R22: From 1050 ppm of H₂O to 60 ppm of H₂O.
- R134a: From 1050 ppm of H₂O to 50 ppm of H₂O.
- R404A, R407C: From 1020 ppm of H₂O to 30 ppm of H₂O.
- R410A: From 1050 ppm of H₂O to 50 ppm of H₂O.



General characteristics - Dimensions and weight of core CSR48A							
Type	Surface [cm ²]	Nominal Volume		Dimensions [mm]			Weight [g]
		[cu.in]	[cm ³]	ØD1	ØD2	H	
CSR48A	435	48	800	47	96	140	635